

Synthesis of Curacin A: A Powerful Antimitotic from the Cyanobacterium *Lyngbya majuscula*

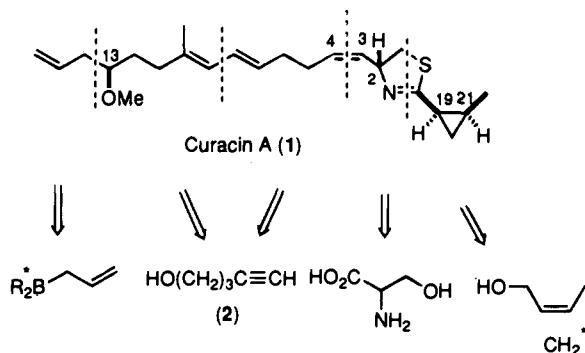
James D. White,* Tae-Seong Kim, and Mitch Nambu

Department of Chemistry, Oregon State University
Corvallis, Oregon 97331

Received March 7, 1995

The cyanobacterium *Lyngbya majuscula* produces a cyclopropane-containing lipid curacin A (**1**) with potent antimitotic activity.¹ Studies of the biological properties of **1** have revealed that it binds with high affinity to the colchicine site of tubulin and exerts its antiproliferative action at the cellular level by inhibiting the polymerization of tubulin.² The structure initially deduced for curacin A by Gerwick et al.¹ was devoid of stereochemistry except for assignment of *E,E* geometry to the conjugated diene and *cis* relative configuration at the cyclopropane. We now describe an asymmetric synthesis of curacin A (**1**) which confirms the geometry attributed to the double bonds and cyclopropane and which establishes its absolute configuration as (2*R*,13*R*,19*R*,21*S*).³ The synthesis assembles **1** in linear fashion from five subunits, two of which are derived from 4-pentyn-1-ol (**2**). The strategic disconnections around which the synthesis is designed are shown in Scheme 1.

Scheme 1



Swern oxidation of **2**,⁴ followed by allylation of the resultant pentynal **3** with the salt-free borane **4** derived from (–)-*B*-methoxydiisopinocampheylborane,⁵ gave (*R*)-**5** in 95% ee as determined from the ¹H and ¹⁹F NMR spectra of its Mosher ester.⁶ The alcohol **5** was converted to its methyl ether **6**, which was subjected to Negishi's zirconation–iodination conditions⁷ to give the (*E*)-iodooctadiene derivative **7**. In a parallel

(1) Gerwick, W. H.; Proteau, P. J.; Nagle, D. G.; Hamel, E.; Blokhin, A.; Slate, D. *J. Org. Chem.* **1994**, *59*, 1243.

(2) Hamel, E.; Blokhin, A. V.; Nagle, D. G.; Yoo, H.-D.; Gerwick, W. H. *Drug Dev. Res.*, in press.

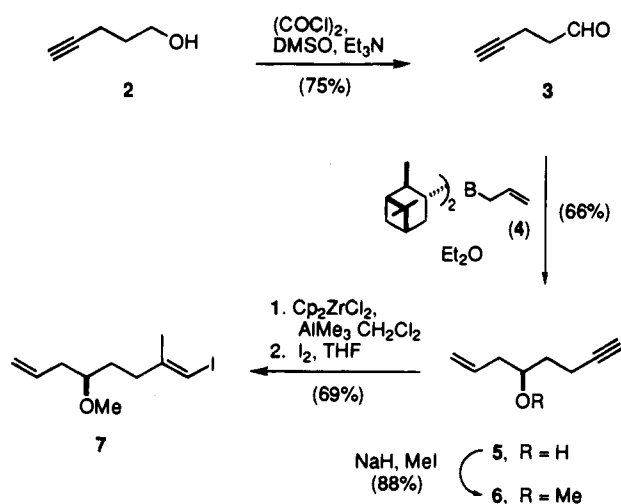
(3) Degradative studies carried out on curacin A have reached this conclusion independently (Nagle, D. G.; Gerald, R. S.; Yoo, H.-D.; Gerwick, W. H.; Kim, T.-S.; Nambu, M.; White, J. D. *Tetrahedron Lett.* **1995**, *36*, 1189).

(4) Adams, T. C.; Dupont, A. C.; Carter, J. P.; Kachur, J. F.; Guzewska, M. E.; Rzeszotarski, W. J.; Farmer, S. G.; Noronha-Blob, L.; Kaiser, C. J. *Med. Chem.* **1991**, *34*, 1585.

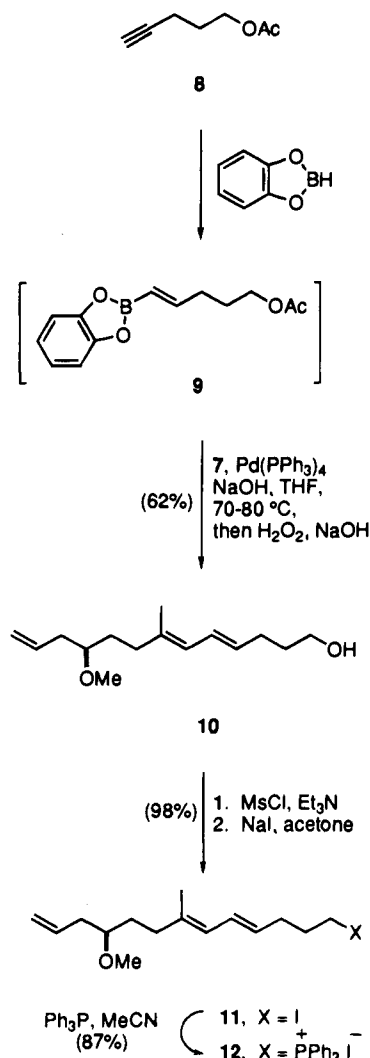
(5) Racherla, U. S.; Brown, H. C. *J. Org. Chem.* **1991**, *56*, 401.

(6) Dale, J. A.; Dull, D. L.; Mosher, H. S. *J. Org. Chem.* **1969**, *34*, 2543.

(7) Negishi, E.-i.; Van Horn, D. E.; King, A. O.; Okukado, N. *Synthesis* **1979**, 501.



sequence, **2** was acetylated and the alkyne **8** was treated with catecholborane to yield the vinylboronate **9**. *In situ* Suzuki

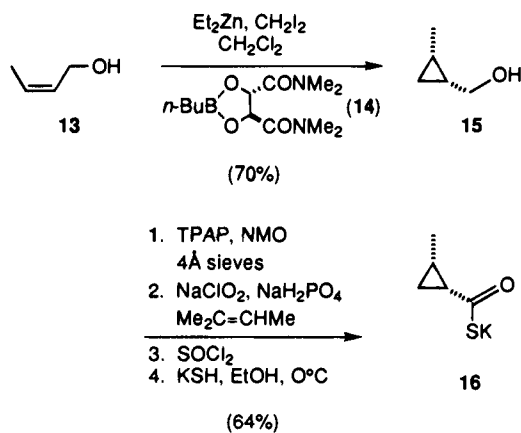


coupling⁸ of **9** with the iodoalkene **7** in the presence of tetrakis-(triphenylphosphine)palladium as catalyst afforded **10** in which the conjugated diene unit was produced with clean *E,E* geometry. Alcohol **10** was converted via its mesylate to the

(8) (a) Miyaura, N.; Suzuki, A. *Org. Synth.* **1990**, *68*, 130. (b) Cassani, G.; Massardo, P.; Piccardi, P. *Tetrahedron Lett.* **1993**, *24*, 2513.

iodo derivative **11**, which was advanced to phosphonium salt **12** upon treatment with triphenylphosphine in acetonitrile.

Asymmetric synthesis of the cyclopropane moiety of **1** was carried out using the method recently reported by Charette.⁹ Thus, treatment of *cis*-crotyl alcohol (**13**), prepared in 83% yield by hydrogenation of 2-butyne-1-ol over Lindlar's catalyst, with diiodomethane in the presence of diethylzinc and the *n*-butylboron complex of (*S,S*)-(-)-*N,N,N',N'*-tetramethyltartaramide (**14**) gave **15** in >95% ee, as determined by ¹H NMR analysis of its Mosher ester.⁶ Oxidation of **15** with perruthen-

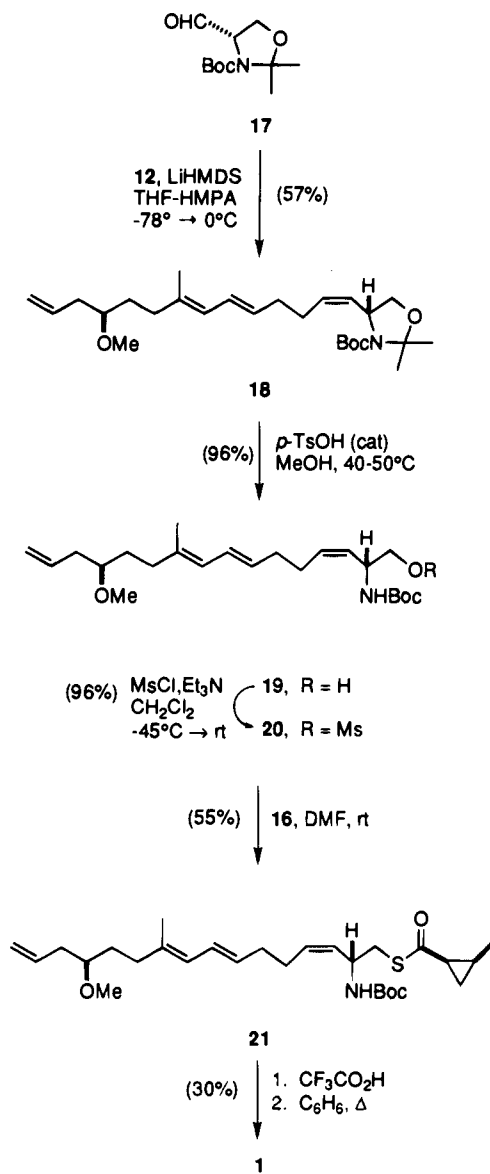


ate¹⁰ afforded the cyclopropanecarboxaldehyde, which was immediately oxidized further with sodium chlorite¹¹ to furnish (1*R*,2*S*)-2-methylcyclopropanecarboxylic acid. The latter was converted to its potassium thiocarboxylate **16** by treatment of the derived acyl chloride with potassium hydrogen sulfide.¹²

The thiazoline unit of **1** was incorporated into the synthetic route via oxazolidine **17**,¹³ prepared from (*S*)-serine. Wittig reaction of **17** with the phosphorane derived from **12** by treatment with lithium hexamethyldisilazide cleanly afforded tetraene **18** with no trace of the *trans* $\Delta^{3,4}$ isomer. Cleavage of the acetonide protection from **18** furnished alcohol **19**, which was converted to its mesylate **20**, and the latter was coupled to **16** to yield thioester **21**. Removal of the Boc group, followed by exposure of the resulting amine to refluxing benzene, gave curacin A (**1**), identical by comparison of chromatographic behavior (HPLC, Versapak column, 4% ethyl acetate in hexane) and spectroscopic data (¹H NMR, GC-MS and circular dichroism) with a sample of natural material. Curacin A is unstable and is best preserved as a frozen solution in benzene.

Acknowledgment. We are grateful to Professor William H. Gerwick, Oregon State University, for a sample of natural curacin A

- (9) (a) Charette, A. B.; Juteau, H. *J. Am. Chem. Soc.* **1994**, *116*, 2651.
 (b) Charette, A. B.; Prescott, S.; Brochu, C. *J. Org. Chem.* **1995**, *60*, 1081.
 (10) Griffith, W. P.; Ley, S. V.; Whitcombe, G. P.; White, A. D. *J. Chem. Soc., Chem. Commun.* **1987**, 1625.
 (11) (a) Lindgren, B. O.; Nilsson, T. *Acta Chem. Scand.* **1973**, *27*, 888.
 (b) Kraus, G. A.; Taschner, H. J. *J. Org. Chem.* **1980**, *45*, 1175.
 (12) Frank, R. L.; Blegen, J. R. *Organic Syntheses*; Wiley: New York, 1955; Collect. Vol. III, pp 116-118.
 (13) Garner, P.; Park, J. M. *J. Org. Chem.* **1987**, *52*, 2361.



and to Professor W. Curtis Johnson, Oregon State University, for measurement of the circular dichroism spectra. One of us (M.N.) is the recipient of a National Research Service Award (F2GM17015A). Financial support was provided by the National Institute of Environmental Health Sciences (ES 03850).

Supplementary Material Available: Characterization data for **5-8**, **10-12**, **15**, **18**, **19**, and **21** (3 pages). This material is contained in many libraries on microfiche, immediately follows this article in the microfilm version of the journal, can be ordered from the ACS and can be downloaded from the Internet; see any current masthead page for ordering information and Internet access instructions.

JA950765K